


Services for the Marcellus Shale Industry

Engineering/Environmental/Surveying



ENGINEERING / ENVIRONMENTAL / SURVEYING

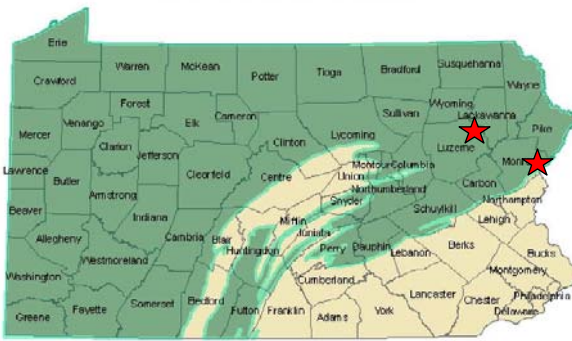
49 South Main Street, Suite 200

Pittston, PA 18640

570-654-2473

(fax)570-654-6880

www.reillyengineering.com



★ Reilly Associates' Offices

■ Marcellus Shale

ENGINEERING SOLUTIONS

- Water Supply
- Wastewater Management
- Oil & Gas Well and Pipeline Permitting
- Surveying
- Environmental and Construction Monitoring
- Construction Support

80 Years of timely performance in the Marcellus Shale Region.

Reilly Associates was established in 1930 by John Reilly, P.E. and is currently managed by Tom Reilly, Jr., P.E. With 60 professionals in two offices in Northeast Pennsylvania, Reilly provides a wide range of engineering, environmental and surveying services in New York and Pennsylvania.

Our years of experience with the PA DEP, NYDEC, DRBC, SRBC, Army Corps, and local agencies can help to efficiently and cost effectively untangle the web of regulatory requirements, surveys and studies needed. Our team of experts with certifications in all critical disciplines can rapidly respond to your full range of engineering and permitting needs. Our focus is on customer driven solutions and on timely performance.

Experienced Engineers and Designers

Water Supply and Wastewater Management

Reilly has experience planning, permitting and implementing all facets of water management from supply for new wells, existing wells, surface water sources and municipal systems to conveyance and storage. Our expertise includes wastewater management and reuse treatment systems within Special Protection Watersheds with DRBC and SRBC involvement. Planning capabilities include cost estimating and financial analysis of alternatives.

- Water Management Plans
- Groundwater Supply Well Development and Permitting/Hydrogeology
- Stream Studies / Hydrology / Stream Biology
- Delaware River Basin Commission (DRBC) withdrawal applications
- Susquehanna River Basin Commission (SRBC) Withdrawal applications
- Tank and Above Ground Water Storage Reservoir Design and Permitting
- Water Piping and Pumping Design
- Stream Encroachment Permitting for pipe stream crossings and water withdrawal locations
- Wastewater Storage and Handling planning, design and permitting
- Frac water reuse and disposal treatment planning, design and permitting

REILLY ASSOCIATES

49 South Main Street, Suite 200
Pittston, PA 18640
570-654-2473
570-654-6880 (fax)
www.reillyengineering.com

MARCELLUS SHALE CONTACTS

Thomas J. Reilly, Jr., P.E.

President
570-654-2473 ext 210
570-237-5258 (cell)
treilly@reillyengineering.com

Joseph S. Durkin, P.E.

Vice-President
570-654-2473 ext 211
570-479-3146 (cell)
jdurkin@reillyengineering.com

Robert Doble, P.E., P.L.S.

Senior Project Manager
570-654-2473 ext 204
570-983-5629 (cell)
rdoble@reillyengineering.com

Charles Gmiter, P.L.S.

Chief of Surveys
570-654-2473 ext 213
570-237-5259 (cell)
cgmiter@reillyengineering.com



Gas Well and Pipeline Permitting

Reilly Associates is certified as a Pennsylvania Department of Environmental Protection Qualified Consultant for NPDES Permitting. Reilly has extensive experience working in special protection watersheds to develop constructible solutions and achieve expedited permitting results. We have particular experience in designing large water retaining structures for water and wastewater, including dam permits where needed. We have developed phased E&S plans for large projects which meet the owner's development sequencing needs and improve the permitting process. We also have excellent working relationships with many of the local agencies so that we can help communicate project features and explain issues.

- Base Mapping including identification of sensitive water resources
- Erosion and Sedimentation Control Plans (E&S) NPDES –ESCGP-1
- Pollution Prevention and Control Plans (PPC)
- Waste Management Approvals and oversight
- PNDI-Natural Resources assessments for species of concern
- Cultural Resource involvement assessment/study coordination
- Wetland Delineation, mapping and encroachment permitting
- Access road design including PennDOT permits and traffic studies
- Town Planning and Zoning analysis and representation
- Public Relations Support

Environmental and Construction Monitoring

Reilly Associates team of experienced construction and environmental professionals can assure compliance with permit requirements and provide representation to monitor progress and quality of site construction. We can offer water sampling and testing before and during construction to monitor compliance.

- Baseline testing of water resources before construction
- Monitoring of water resources during construction and operation
- Site Monitoring for compliance with PPC Plans and E&S Plans
- Emergency Response to on-site environmental issues




Surveying

Reilly Associates has 7 Registered Surveyors on staff and the equipment and available technicians to field numerous field crews, on short notice, using appropriate technology, including the latest Trimble GPS equipment. From deed research and plotting, GIS modeling for planning of water supply and project phasing, to full base mapping and construction stakeout, we are an established surveying force in the Marcellus.

- Deed Research and Plotting
- Lease and Easement Research and Plotting
- Topographic Base Mapping, Aerial & Conventional
- Well Plat Surveys
- Property Boundary Surveys
- Wetland Boundary Mapping and Delineation
- Construction Stakeout
- Full GPS Capabilities
- GIS Mapping Capabilities

Construction Support

Reilly Associates can also support construction efforts with a full range of services from cost estimating to full design build services, teaming with experienced contractors for pipe lines, treatment systems, and pad sites. A wide range of services can be tailored to the owner's needs.



ENGINEERING / ENVIRONMENTAL / SURVEYING

49 South Main Street, Suite 200

Pittston, PA 18640

570-654-2473

(fax)570-654-6880

www.reillyengineering.com